


Who we are?



Population

Estimated residential population 15,772
(as of June 2016)



Gender

Male 48.5% Female 51.7%



Age

Median age is 36








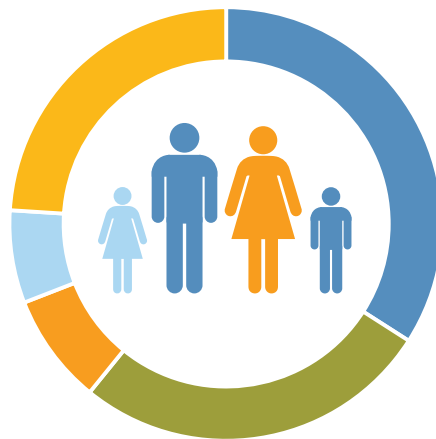
Disability

636 people or 4.3% of the population
reported needing assistance in their
day to day lives due to disability.



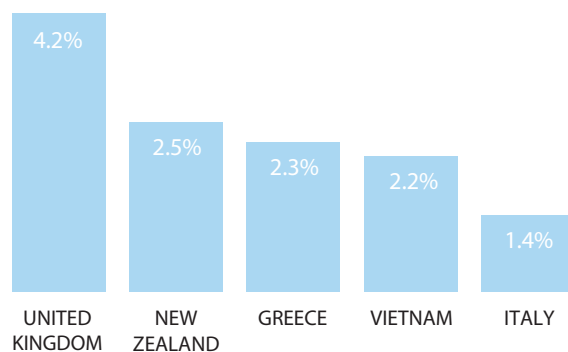
Households

	Couples with children	1,870
	Couples without children	1,471
	One parent family	453
	Group household	380
	Lone person	1,317



Diversity

Top five countries of birth (other than Australia)



How we live?



Housing – owned or rented

- Fully owned – 26.3%
- Mortgage – 35.7%
- Renting social housing – 2.1%
- Renting private – 29.1%



Household income

The median household income is \$2,001 per week compared to \$1,539 for Greater Melbourne.

12.2% of households earn less than \$650 per week compared to 16.7% for Greater Melbourne.

34.6% of households earn more than \$2,500 per week compared to 22.9% for Greater Melbourne.



Housing stress

Rental stress – 14.2% compared to 27.4% for Greater Melbourne

Mortgage stress – 3.5% compared to 11.2% for Greater Melbourne



Education

