


Who we are?



Population

Estimated residential population 9,594
(as of June 2016)



Gender

Male 50.3% Female 49.7%



Age

Median age is 32








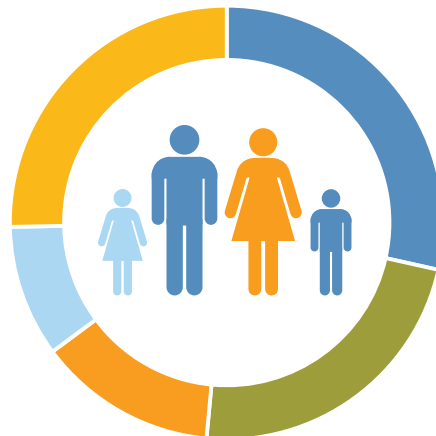
Disability

433 people or 4.8% of the population
reported needing assistance in their
day to day lives due to disability.



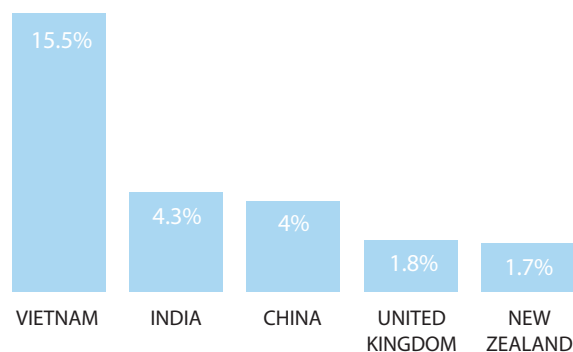
Households

	Couples with children	887
	Couples without children	716
	One parent family	416
	Group household	306
	Lone person	788



Diversity

Top five countries of birth (other than Australia)



How we live?



Housing – owned or rented

- Fully owned – 19.6%
- Mortgage – 30.3%
- Renting social housing – 7.8%
- Renting private – 33.1%



Household income

The median household income is \$1,418 per week compared to \$1,539 for Greater Melbourne.

18.4% of households earn less than \$650 per week compared to 16.7% for Greater Melbourne.

19.6% of households earn more than \$2,500 per week compared to 22.9% for Greater Melbourne.



Housing stress

Rental stress – 24.5% compared to 27.4% for Greater Melbourne

Mortgage stress – 9.7% compared to 11.2% for Greater Melbourne



Education

PRESCHOOL

126

PRIMARY

506

SECONDARY

477

TERTIARY

1,016

