


Who we are?



Population

Estimated residential population 17,536
(as of June 2016)



Gender

Male 52% Female 47.4%



Age

Median age is 32








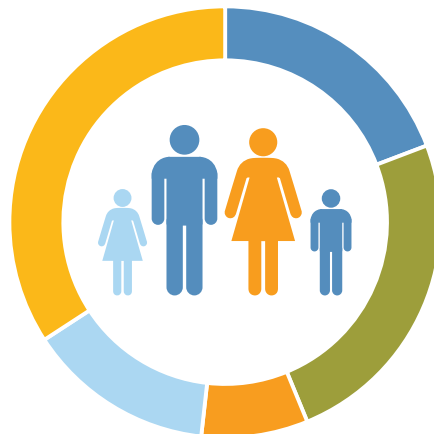
Disability

921 people or 5.6% of the population
reported needing assistance in their
day to day lives due to disability.



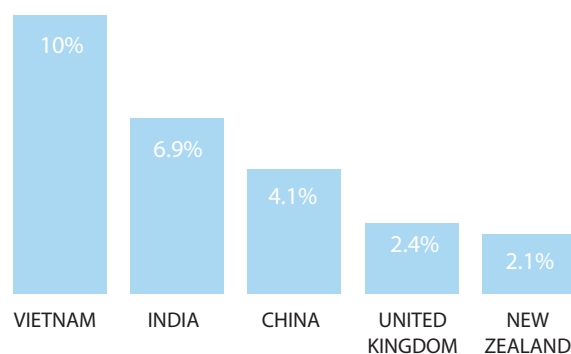
Households

	Couples with children	1,203
	Couples without children	1,537
	One parent family	500
	Group household	879
	Lone person	2,136



Diversity

Top five countries of birth (other than Australia)



How we live?



Housing – owned or rented

- Fully owned – 13.1%
- Mortgage – 20.7%
- Renting social housing – 7.2%
- Renting private – 46.8%



Household income

The median household income is \$1,293 per week compared to \$1,539 for Greater Melbourne.

23.6% of households earn less than \$650 per week compared to 16.7% for Greater Melbourne.

16.8% of households earn more than \$2,500 per week compared to 22.9% for Greater Melbourne.



Housing stress

Rental stress – 30.8% compared to 27.4% for Greater Melbourne

Mortgage stress – 7.1% compared to 11.2% for Greater Melbourne



Education

PRESCHOOL

200

PRIMARY

563

SECONDARY

391

TERTIARY

2,703

