


Who we are?



Population

Estimated residential population 87,355
(as of June 2016)



Gender

Male 50.3% Female 49.7%



Age

Median age is 33








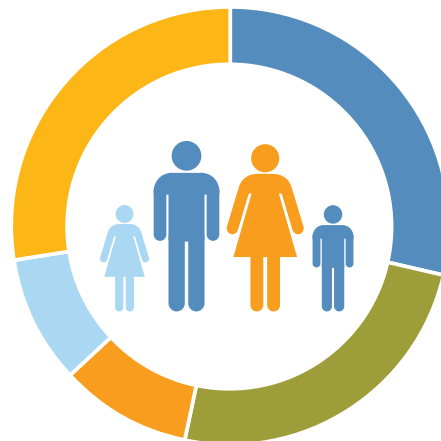
Disability

3,847 people or 4.7% of the population
reported needing assistance in their
day to day lives due to disability.



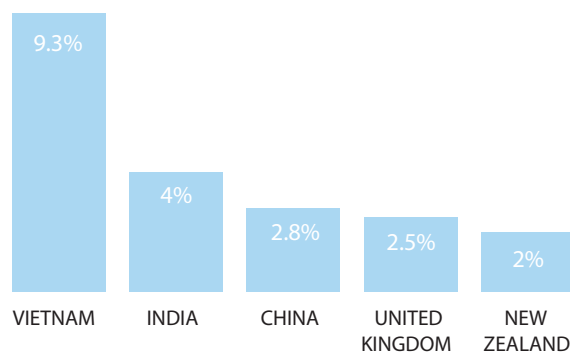
Households

	Couples with children	8,583
	Couples without children	7,324
	One parent family	2,960
	Group household	2,812
	Lone person	8,120



Diversity

Top five countries of birth (other than Australia)



How we live?



Housing – owned or rented

- Fully owned – 20%
- Mortgage – 28.9%
- Renting social housing – 5.4%
- Renting private – 36.2%



Household income

The median household income is \$1,543 per week compared to \$1,539 for Greater Melbourne.

18.1% of households earn less than \$650 per week compared to 16.7% for Greater Melbourne.

23.9% of households earn more than \$2,500 per week compared to 22.9% for Greater Melbourne.



Housing stress

Rental stress – 25.8% compared to 27.4% for Greater Melbourne

Mortgage stress – 8.7% compared to 11.2% for Greater Melbourne



Education

ATTENDING
EDUCATION
INSTITUTION

1,231



PRIMARY

5,059

SECONDARY

3,474

TERTIARY

9,200

