


Who we are?



Population

Estimated residential population 9,790
(as of June 2016)



Gender

Male 50.4% Female 49.1%



Age

Median age is 32








Disability

543 people or 5.9% of the population
reported needing assistance in their
day to day lives due to disability.



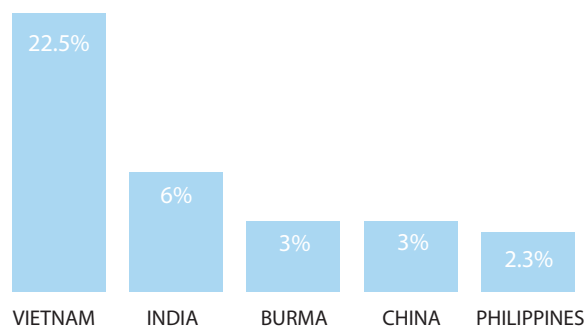
Households

	Couples with children	934
	Couples without children	493
	One parent family	529
	Group household	188
	Lone person	718



Diversity

Top five countries of birth (other than Australia)



How we live?



Housing – owned or rented

- Fully owned – 18.7%
- Mortgage – 24.7%
- Renting social housing – 16.9%
- Renting private – 28.7%



Household income

The median household income is \$1,063 per week compared to \$1,539 for Greater Melbourne.

26.6% of households earn less than \$650 per week compared to 16.7% for Greater Melbourne.

11% of households earn more than \$2,500 per week compared to 22.9% for Greater Melbourne.



Housing stress

Rental stress – 28.4% compared to 27.4% for Greater Melbourne

Mortgage stress – 18.5% compared to 11.2% for Greater Melbourne



Education

